

Criminal Justice and Social Data Integration Data in Practice: *Examining Data Systems at Work* Innovation in Evidence Conference

Yvan Clermont
Director, Canadian Centre for Justice Statistics
Statistics Canada
November 2018



100

STATISTICS CANADA
ONE HUNDRED YEARS AND COUNTING



The Saskatchewan Justice System and Beyond, a demonstration project

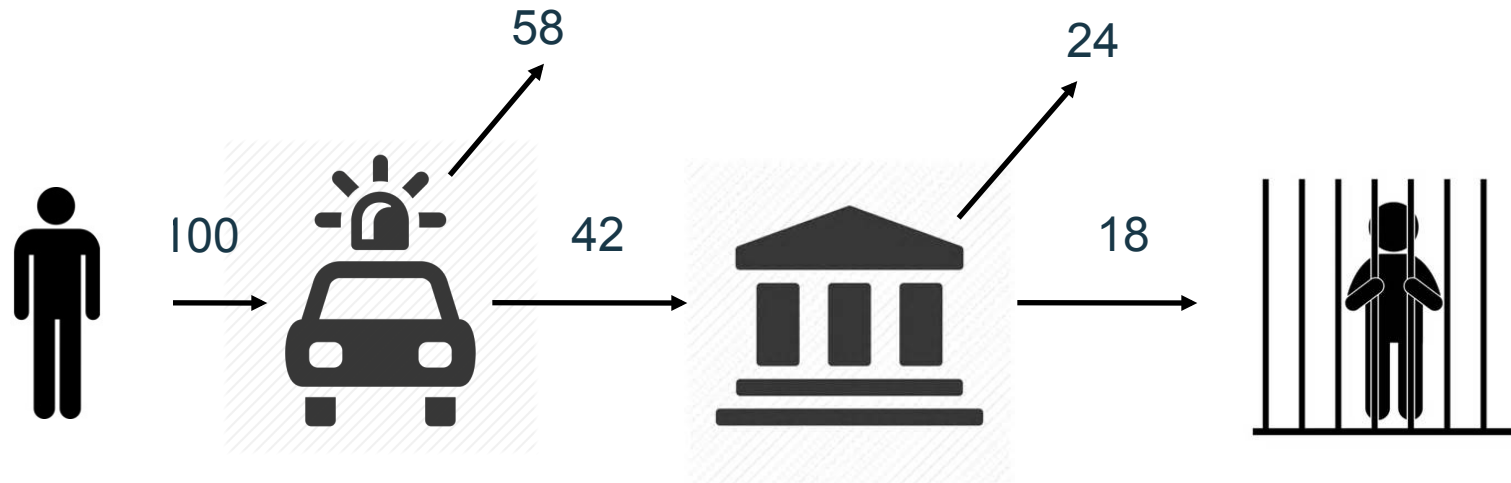
On any given day in Saskatchewan

On average

- 1,244 ~ The number of **indigenous** adult males incarcerated in a provincial institution
 - 2 % ~ The proportion of all **indigenous** adult males incarcerated in a provincial institution
-
- 403 ~ The number of **non-indigenous** adult males incarcerated in a provincial institution
 - 0.1 % ~ The proportion of all **non-indigenous** adult males incarcerated in a provincial institution

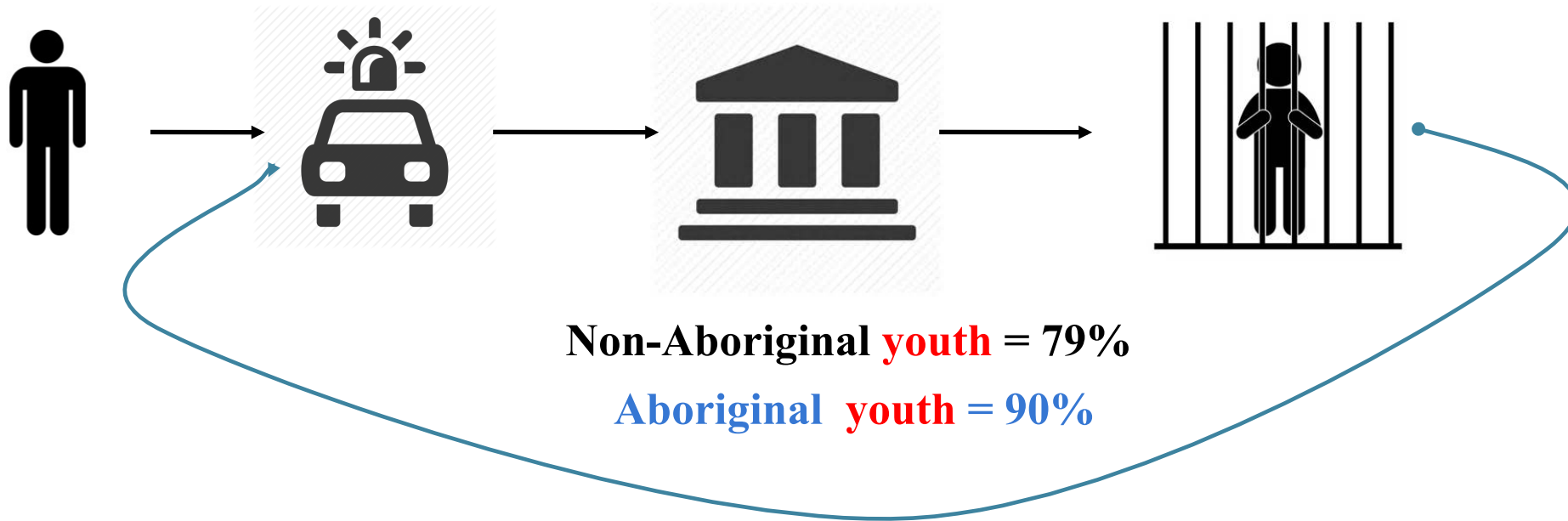


Following individuals and measuring their trajectories

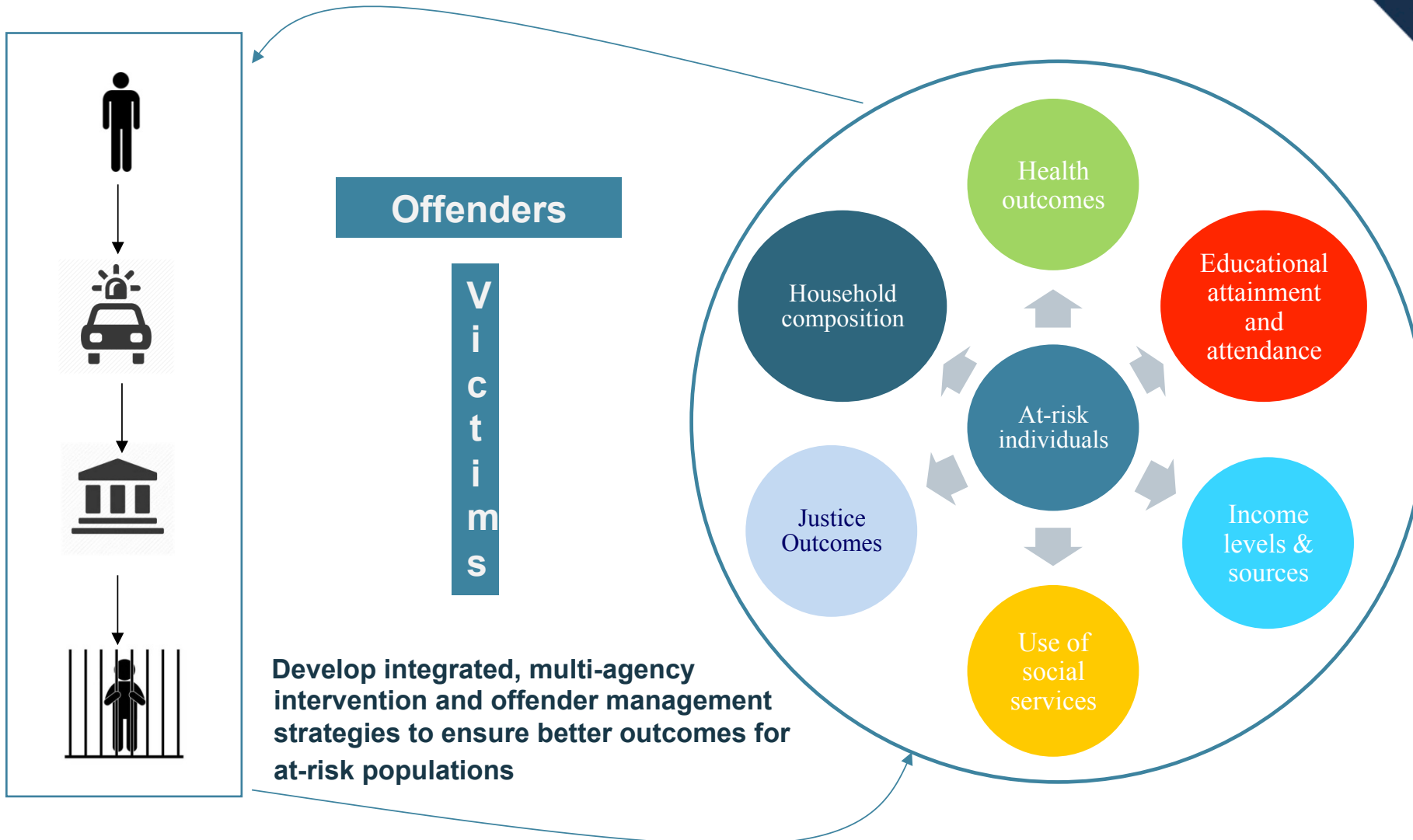


Of the 37,054 people who had a contact with Saskatchewan police in 2009/10, 42% or just over 15,700 ended up appearing in a Saskatchewan court. From there, approximately 6,900 or 18% made it all the way through from policing to corrections.

Re-contact with police following correctional supervision – Youth (17 and under)



Following them beyond the Criminal Justice System





Taking it a step further ... WHAT IF ? using the power of microsimulation



Projections are not predictions

7



What if nothing changes...?

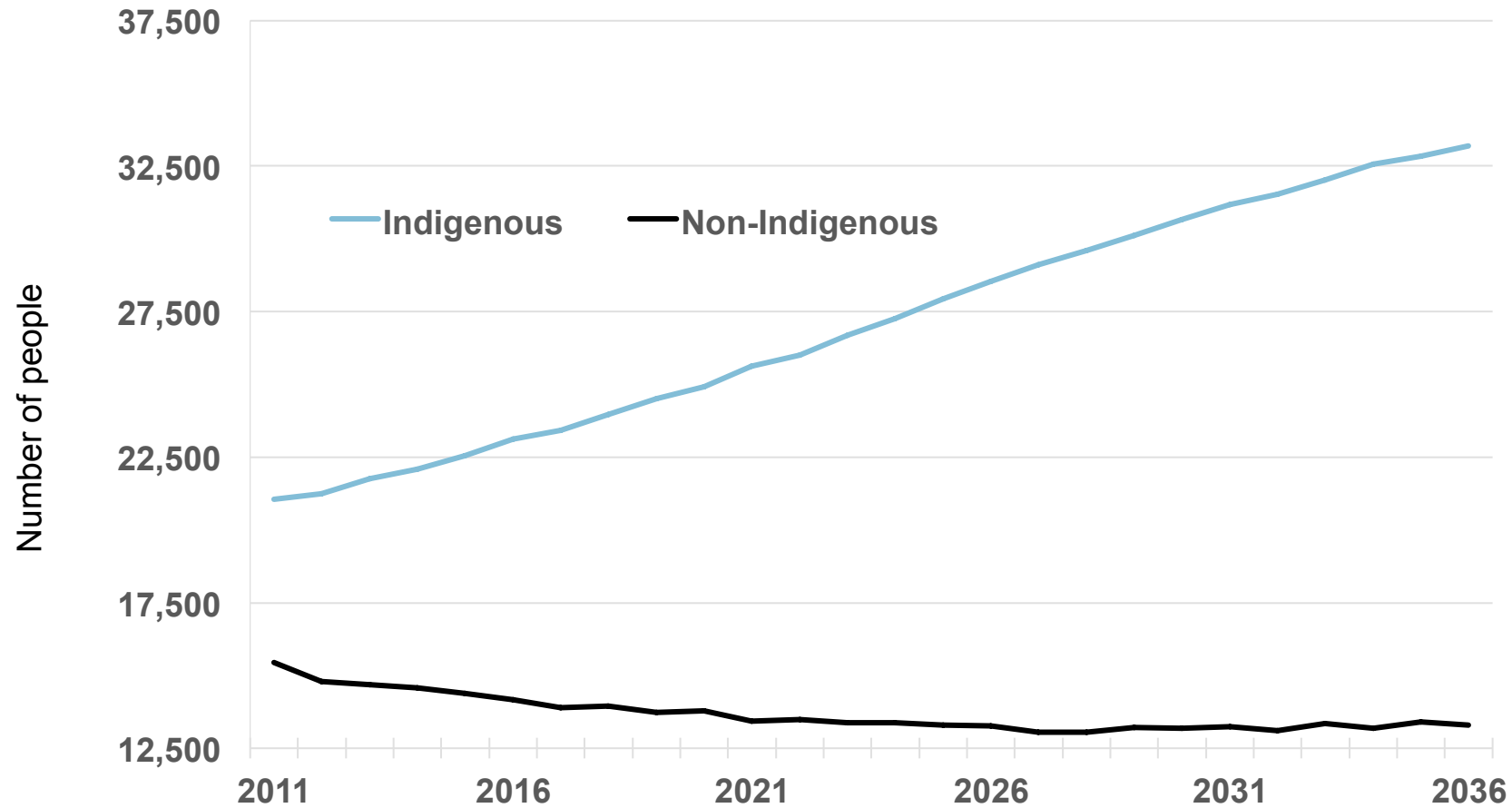


It is projected, ceteris paribus, that ...

- The number of people having contact with the police for a criminal offense in Saskatchewan will grow from about 37,000 people in 2011 to more than 46,000 people in 2036 ~ **an increase of 27 %**
- During the same period, the Saskatchewan population is expected to grow by about ~ **16 %**

Source: Demosim Justice microsimulation module pilot project, preliminary results.

Where would that growth likely be coming from – Projections, 2011-2036



Source: Demosim Justice microsimulation module pilot project, preliminary results.



100

What if the gap in educational attainment between Indigenous and non-Indigenous people was reduced?

It is projected, ceteris paribus that ...

10



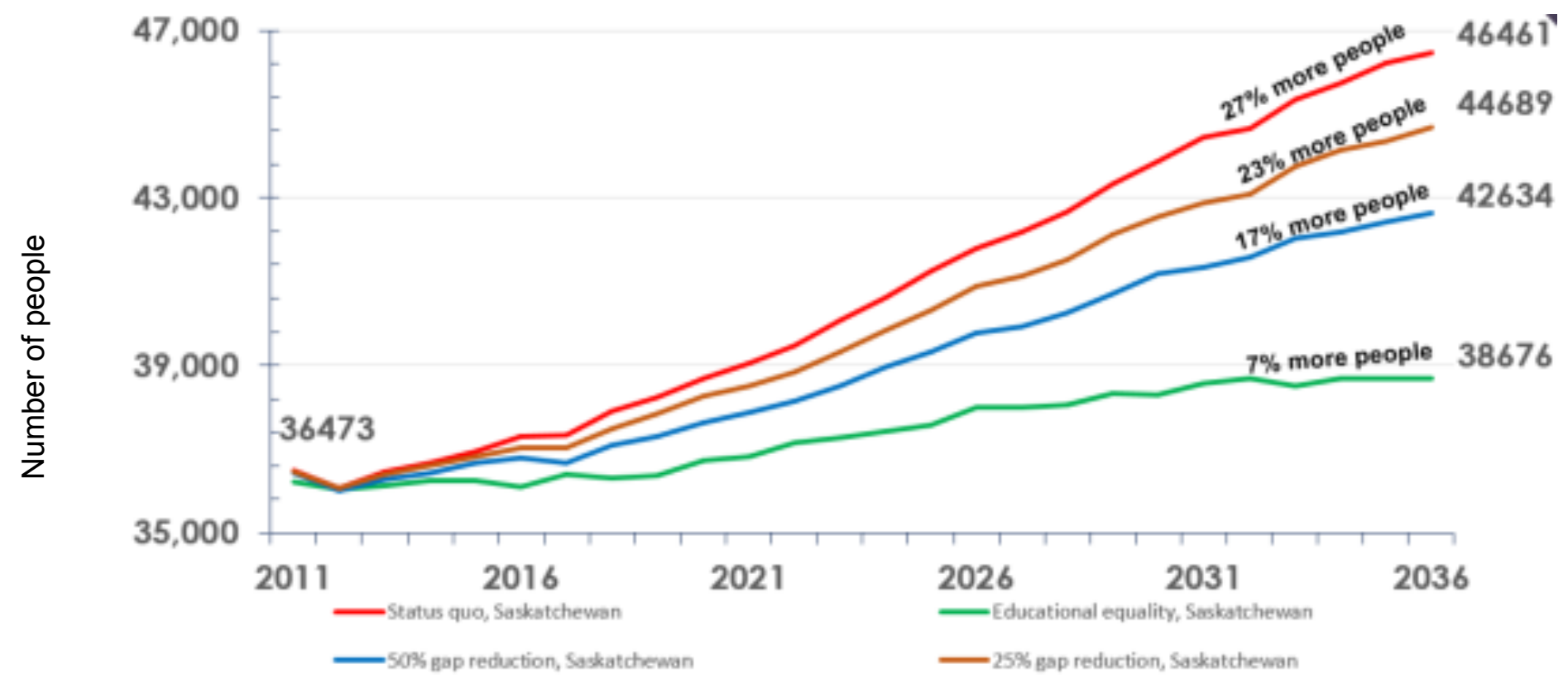
Statistics Canada
Statistique Canada

www.statcan.gc.ca

Canada

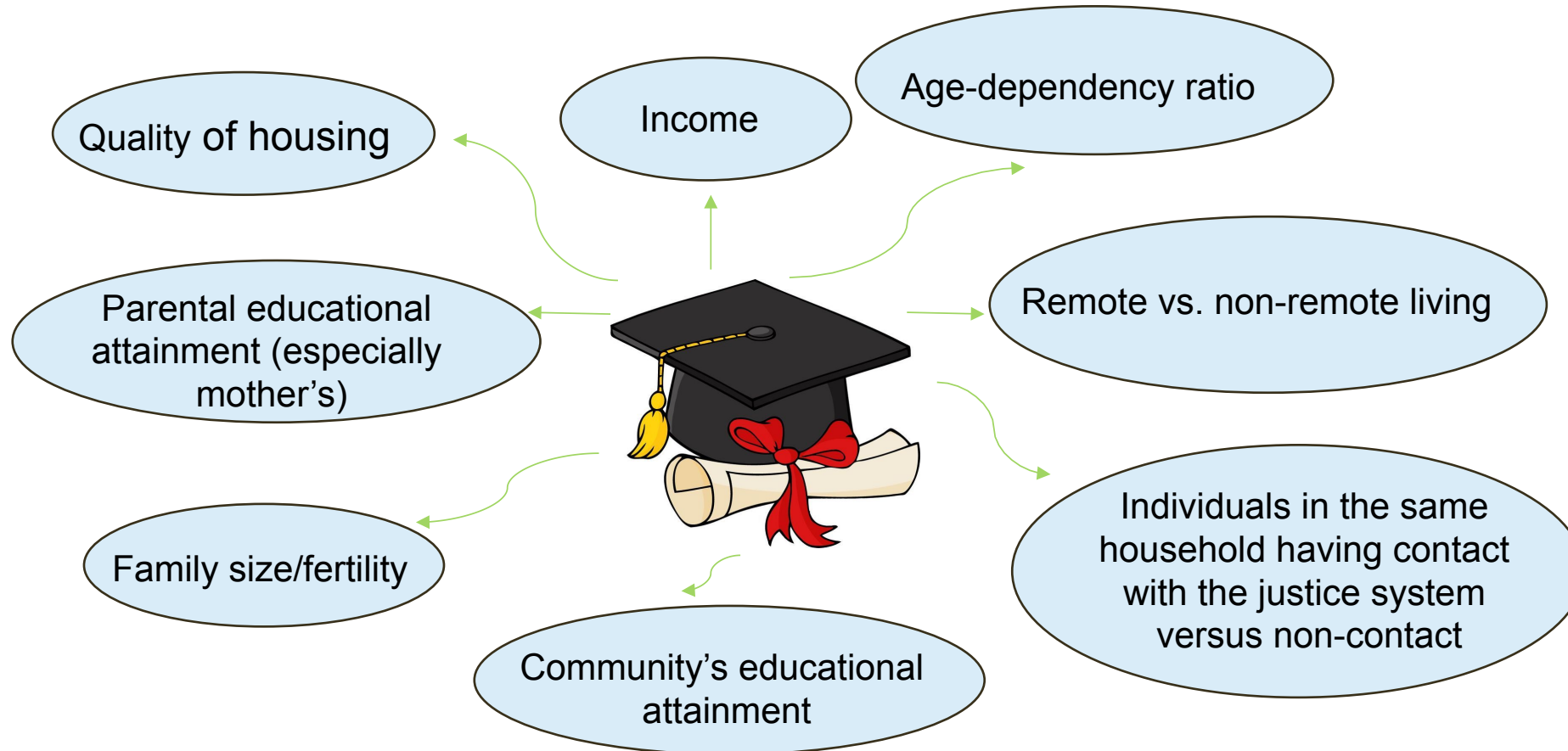


Number of people having contact with the police for a criminal offense – Projections, 2011-2036



Source: Demosim Justice microsimulation module pilot project, preliminary results.

Factors associated with educational attainment within Indigenous populations



Legislative Framework: The Statistics Act

Authority to ask for data

Section 13 of the Statistics Act authorizes the Chief Statistician to obtain **any documents or records** that are maintained in any department or in any municipal office, corporation, business or organization, from which information is sought in respect of the objects of the Act

Records are used for **research and statistical purposes only**



Types of barriers to data sharing and integration

- Legislative
- Technical
- Cultural



Common Issues raised

Issues

1. Access to youth records (kept under the YCJA)
2. Protection of Privacy and Confidentiality
3. Provision of personal identifiers
4. Position of Privacy Commissioners
5. Governing Agreements
6. Data Quality

... and assurances

1. Court order – Interpretation of the law
2. Protected and used only for statistical purposes (Section 17)
3. Communication of the necessity and benefits (linkage & section 13)
4. Privacy Impact Assessment
5. Documenting the agreement
6. No liability required - limited impact¹⁵



100

of



Thank you

For more information,
please visit

www.statcan.gc.ca



#StatCan100

A graphic in the top right corner featuring a blue gear with a white play button inside, surrounded by a circular pattern of lines. Below the gear, the number '100' is written in a large, bold, blue font with a yellow outline. The background is dark blue with some faint, illegible text.

Statistics
Canada Statistique
Canada

www.statcan.gc.ca

Canada